



Surefuser™ + Pharmacist Guide



- ANTIBIOTIC/
ANTIVIRAL THERAPY
- INFUSIONAL
CHEMOTHERAPY
- PAIN MANAGEMENT
- CHELATION THERAPY

Quick and easy infusion therapy

Surefuser™+ is an elastomeric infusion pump for infusion therapy in hospital, or in the comfort of your patient's home.

Designed for efficient workflow, Surefuser+™ has an effortless 3-Step filling process and an integrated infusion line. Simply fill, prime and connect.

Indications

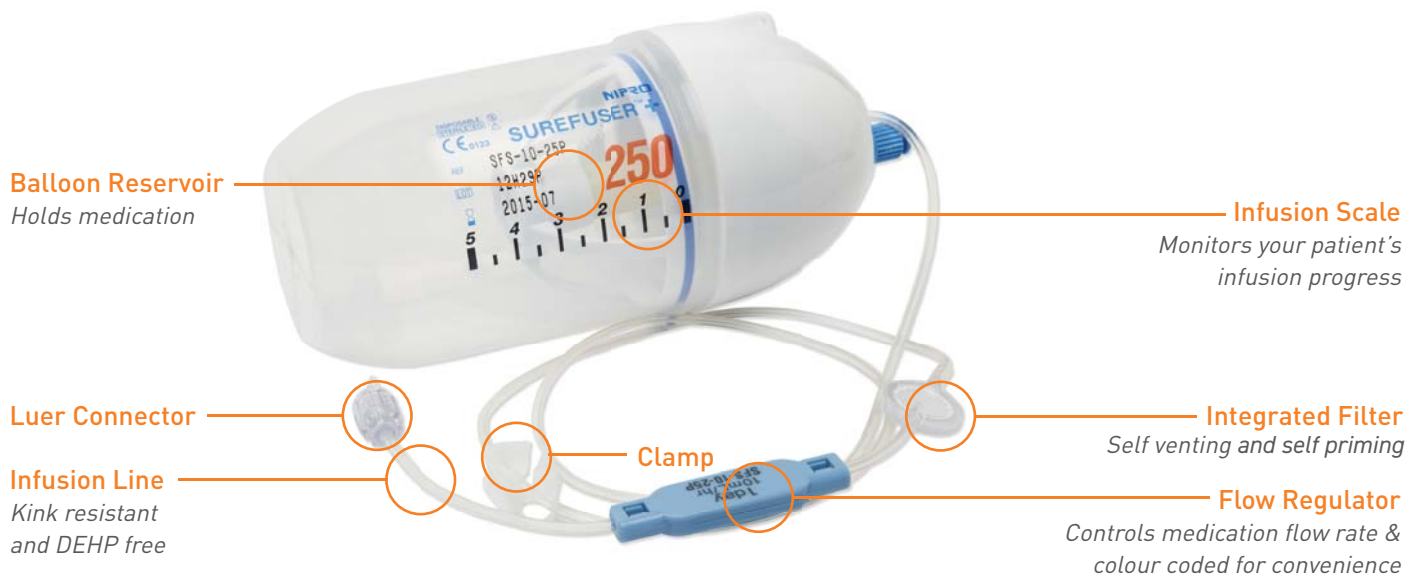
- antibiotic/antiviral therapy
- infusional chemotherapy
- pain management
- chelation therapy



Surefuser™+ Range

Short Infusion	50ml and 100ml volumes 30 min to 4 hour infusion durations
Continuous Infusion	50ml, 100ml and 250ml volumes 5 hour to 1 week infusion durations
Variable Infusion	100ml and 250ml volumes Multi flow rate combinations from 1ml/hr to 6ml/hr

Surefuser™+ Components



Balloon Reservoir
Holds medication

Infusion Scale
Monitors your patient's infusion progress

Luer Connector

Integrated Filter
Self venting and self priming

Infusion Line
Kink resistant and DEHP free

Clamp

Flow Regulator
Controls medication flow rate & colour coded for convenience

Surefuser™+ Features and Benefits

Integrated filter	Self venting and self priming
Clear scale markings	Easily monitor infusion progress
Comprehensive stability data	Proven safety and stability with more than 94 medications
Flat, colour coded flow regulator	Ergonomic and easy identification

Surefuser™+ options

Surefuser™+ is available empty or pre-filled with:

- Saline
- Antibiotics/antivirals
- Cytotoxics
- Analgesics

For more information, call the Nipro Infusion Care Program on 1800 451 737.



Nipro have a global reputation for:
VALUE. Helping you achieve more efficient economies in your healthcare facility
QUALITY. Delivering high performance products and continual innovation

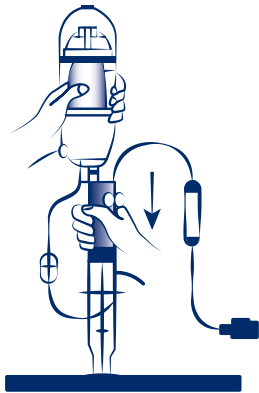


Load Surefuser™+ in 3 Easy Steps



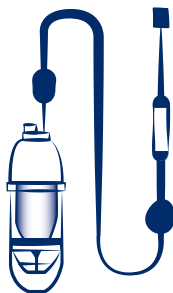
Step 1.

Draw up the syringe.



Step 2.

Connect and push down to fill.



Step 3.

Prime the line.

PRODUCT RANGE	REFERENCE	VOLUME	INFUSION TIME	COLOUR CODE OF THE FLOW REGULATOR	INFUSION RATE
Continuous Infusion	SFS-0505HRP	50 ml	5 hours	Purple	10 ml/hr
	SFS-0512HRP		12 hours	Pink	4.2 ml/hr
	SFS-0501DP		1 day	Blue	2.1 ml/hr
	SFS-0502DP		2 days	Green	1.0 ml/hr
	SFS-0503DP		3 days	Cream	0.7 ml/hr
	SFS-0505DP		5 days	Yellow	0.4 ml/hr
	SFS-0501WP	1 week	Orange	0.3 ml/hr	
	SFS-1005HRP	100 ml	5 hours	Purple	20 ml/hr
	SFS-1012HRP		12 hours	Pink	8.3 ml/hr
	SFS-1001DP		1 day	Blue	4.2 ml/hr
	SFS-1002DP		2 days	Green	2 ml/hr
	SFS-1003DP		3 days	Cream	1.4 ml/hr
	SFS-1005DP		5 days	Yellow	0.8 ml/hr
	SFS-1001WP	1 week	Orange	0.6 ml/hr	
	SFS-10-25P	250 ml	1 day	Blue	10 ml/hr
	SFS-5-25P		2 days	Green	5 ml/hr
SFS-3.5-25P	3 days		Cream	3.5 ml/hr	
SFS-2-25P	5 days		Yellow	2 ml/hr	
SFS-1.5-25P	1 week		Orange	1.5 ml/hr	
Short Infusion	SFS-1030MP	100 ml	0.5 hour	White	200 ml/hr
	SFS-1001HRP		1 hour	Pale Grey	100 ml/hr
	SFS-250-25P	250 ml	1 hour	Light Purple	250 ml/hr
	SFS-125-25P		2 hours	Salmon Pink	125 ml/hr
	SFS-62.5-25P		4 hours	Khaki	62.5 ml/hr
PRODUCT RANGE	REFERENCE	VOLUME	COLOR CODE OF THE FLOW REGULATOR	INFUSION RATE	
Variable Infusion	SMA-0123-10P	100 ml	Green	0.5 - 1.5 - 2.5 and 3.5 ml/hr	
	SMA-2345-10P			2 - 3 - 4 and 5 ml/hr	
	SMA-123-10P			0 - 1 - 2 and 3 ml/hr	
	SMA-2345-25P	250 ml		2 - 3 - 4 and 5 ml/hr	
	SMA-2468-25P			2 - 4 - 6 and 8 ml/hr	
	SMA-3456-25P			3 - 4 - 5 and 6 ml/hr	



Ph 1800 451 737

Visit www.niproaustralia.com.au for more information.